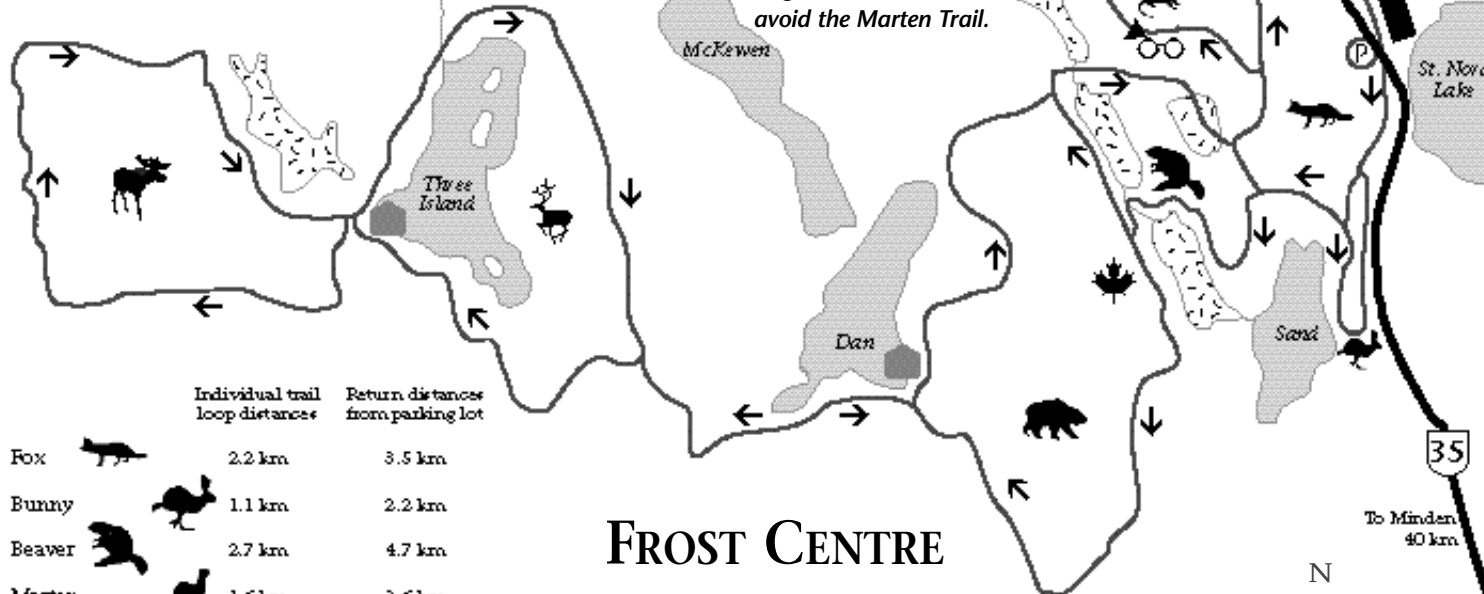









MOOSE TRAIL

Enter this trail no later than 2:30pm to avoid skiing back to the Frost Centre after darkness.

MARTEN TRAIL

Two steep downhill runs make control of ones speed essential. Beginner skiers should avoid the Marten Trail.



	Individual trail loop distances	Return distances from parking lot
Fox 	2.2 km	3.5 km
Bunny 	1.1 km	2.2 km
Beaver 	2.7 km	4.7 km
Marten 	1.6 km	3.6 km
Bear 	4.0 km	6.1 km
Deer 	6.5 km	14.6 km
Moose 	4.0 km	18.5 km

FROST CENTRE

Classic Skiing

A 22 km trail system south of Dorset.
This system offers skiers unique, intimate classic skiing through very scenic terrain.
Operated by Ski Friends of the Frost Centre.

